

MT 180

MODELS 36V | 48V

ROBUST AND NIMBLE, THE KEY TO LEAN MANUFACTURING.

This hardworking tow tractor delivers outstanding performance. With its efficient motor and 4,500 kg. towing capacity, the MT-180 is ideal for moving trailers. It's also narrow enough to fit through most door openings. From it's all-steel construction to it's all-wheel braking, this tow tractor is built for years of heavy use in total comfort and safety. All this combined with superior AC technology makes short work of tough requests.



FEATURES








- Maintenance free AC motor **1**
- AC controller with sealed connectors paired with multifunction display **2**
- Long-lasting, battery-saving LED lights **3**
- Onboard / portable high frequency PFC battery charger **4**
- Automatic parking brake **5**

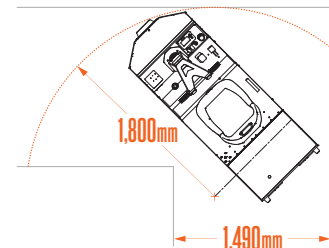
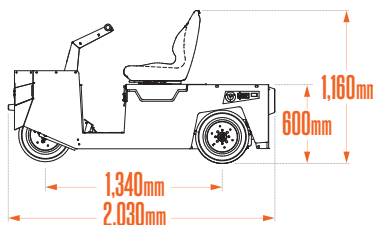
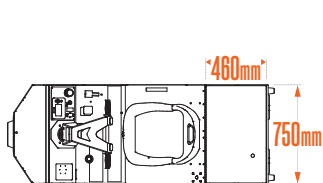
MODELS	LOAD CAPACITY (Kg.)	TOWING CAPACITY (Kg.)	PASSENGERS	SPEED (Kmh)	TURNING RADIUS (mm)
36V	230	4,500	1	13	1,800
48V	230	4,500	1	13	1,800



SPECIFICATIONS

MT 180

PERFORMANCE		36V	48V
 LOAD CAPACITY		230 Kg.	230 Kg.
 TOWING CAPACITY		4,500 Kg.	4,500 Kg.
 SPEED		13 Km/h	13 Km/h
 TURNING RADIUS		1,800 mm	1,800 mm
 PASSENGERS		1	1
POWERTRAIN			
MOTOR	Brushless AC motor	10 HP brushless AC motor	15 HP brushless AC motor
CONTROLLER	AC Electronic speed controller	✓	✓
DRIVE AXLE	Helical gear differential	✓	✓
BRAKES	Front drum brake, Regenerative braking, electromagnetic parking brake	✓	✓
WHEELS	4.8x8 LRC pneumatic tires	✓	✓
TRANSMISSION	Direct drive	✓	✓
SUSPENSION	Coil spring and shock absorbers on front, leaf spring on rear	✓	✓
CHASSIS			
BODY	All-steel unibody construction, powder coating	✓	✓
COLOUR	Security orange or federal yellow (optional colors available)		
LIGHTS	Dual LED headlights & tail/brake lights	✓	✓
OPERATOR COMPARTMENT			
STEERING	Handlebar	✓	✓
SEATS	Bucket seat on slide adjusters	✓	✓
INDICATORS	Multifunction display including speedometer, battery state of charge, hour meter, odometer and fault warnings. Password-protected parameters and monitoring capability.	✓	✓
SAFETY	Reverse Alarm, Deadman Seat Switch, Emergency Stop Button, Horn	✓	✓
ACCESSORIES	DC/DC converter for 12-volt accessories, front and rear rubber bumpers	✓	✓



UNBEATABLE VEHICLES BACKED BY UNBEATABLE WARRANTIES

3-Year limited warranty on all Motec vehicles with AC technology, our MS-260 stock chaser and all Motec trailers.

SITECRAFT



1300 363 152
www.sitecraft.com.au