

MT 310

MODELS 36V | 48V

ULTRA-VERSATILE SIT-DOWN /STAND-UP CROSSOVER TUGGER.

The MT-310 is in a class of its own. Designed from the ground up to offer exceptional versatility, this hard-working tow tractor is jam-packed with features operators will appreciate – starting with its ergonomic one-touch sit-down / stand-up seat that reduces fatigue and strain. The easy access rear hitch means no more constantly climbing in and out of the vehicle. A low-maintenance, high-efficiency AC vehicle with a confident 7,257 Kg. towing capacity and full customization possibilities. EE rating available.



FEATURES








- Ergonomic sit-down / stand-up seat **1**
- High-efficiency asynchronous AC / Direct Drive motor **2**
- Robust long-life industrial batteries **3**
- AC controller with sealed connectors paired with multifunction display **4**
- Versatile, heavy-duty hitches **5**

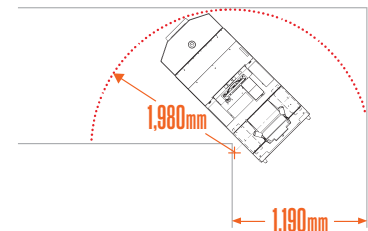
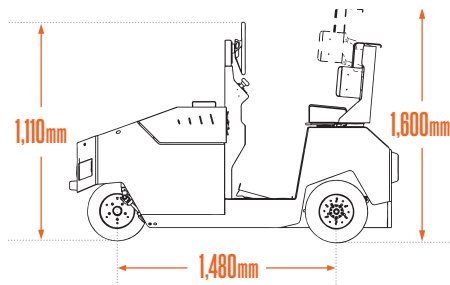
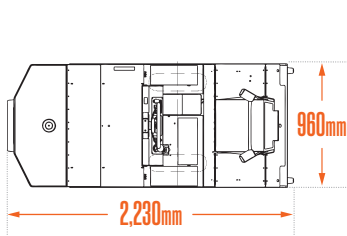
MODELS	LOAD CAPACITY (Kg.)	TOWING CAPACITY (Kg.)	PASSENGERS	SPEED (Kmh)	TURNING RADIUS (mm)
36V	230	7,257	1	10	1,980
48V	230	7,257	1	10	1,980



SPECIFICATIONS

MT 310

PERFORMANCE		36V	48V
 LOAD CAPACITY		230 Kg.	230 Kg.
 TOWING CAPACITY		7,257 Kg.	7,257 Kg.
 SPEED		10 Km/h	10 Km/h
 TURNING RADIUS		1,980 mm	1,980 mm
 PASSENGERS		1	1
POWERTRAIN			
MOTOR	Brushless AC motor	10 HP brushless AC motor	15 HP brushless AC motor
CONTROLLER	Electronic AC speed controller	✓	✓
DRIVE AXLE	Helical gear differential	✓	✓
BRAKES	Rear wheel hydraulic drum brakes, regenerative braking, automatic parking brake	✓	✓
WHEELS	Solid Tires	✓	✓
TRANSMISSION	Direct drive	✓	✓
SUSPENSION	Leaf springs rear suspension system	✓	✓
CHASSIS			
BODY	All-steel unibody construction, powder coating	✓	✓
COLOUR	Security orange or federal yellow		
LIGHTS	LED dual headlights & tail/brake lights	✓	✓
OPERATOR COMPARTMENT			
STEERING	Automotive steering wheel	✓	✓
SEATS	Sit-down / Stand-up seat	✓	✓
INDICATORS	Multifunction display including speedometer, battery state of charge, hour meter, odometer and fault warnings. Password-protected parameters and monitoring capability	✓	✓
SAFETY	Reverse alarm, deadman seat switch, horn, emergency stop button, anti slip griptape, automatic parking brake	✓	✓
ACCESSORIES	ES DC/DC converter for 12-volt accessories, backlit and sealed buttons	✓	✓



UNBEATABLE VEHICLES BACKED BY UNBEATABLE WARRANTIES

3-Year limited warranty on all Motrec vehicles with AC technology, our MS-260 stock chaser and all Motrec trailers.

SITECRAFT



1300 363 152
www.sitecraft.com.au