

# MP 120

MODEL 24V

## THE GO-ANYWHERE VEHICLE.

Narrow, quick and highly maneuverable, the stand-up MP-120 is a cost-efficient way to transport you and your stock just about anywhere—through door openings, around tight corners and down narrow aisles. Its 10 Kmh travelling speed allows you to get around two times faster than on foot. Its compact design boasts a durable steel construction and 360° visibility for greater safety. Ideal for tasks like maintenance, order picking, plant security, first aid and more.



MODELS	LOAD CAPACITY (Kg.)	TOWING CAPACITY (Kg.)	PASSENGERS	SPEED (Kmh)	TURNING RADIUS (mm)
24V	136	453	1	10	1,000

## FEATURES








- 1 Built-to-last all-steel unibody construction
- 2 Energy-saving regenerative braking
- 3 Inboard / portable high frequency PFC battery charger
- 4 Built-to-last all-steel unibody construction
- 5 Heavy-duty powder paint & protection



# SPECIFICATIONS

# MP 120

## PERFORMANCE

	24V
 <b>LOAD CAPACITY</b>	136 Kg
 <b>TOWING CAPACITY</b>	453 Kg
 <b>SPEED</b>	10 Km/h
 <b>TURNING RADIUS</b>	1,000 mm
 <b>PASSENGERS</b>	1
 <b>DRAWBAR PULL - NORMAL</b>	
 <b>DRAWBAR PULL - ULTIMATE</b>	

## POWERTRAIN

<b>MOTOR</b>	1 hp
<b>CONTROLLER</b>	Electronic speed controller, twist grip throttle handle
<b>DRIVE AXLE</b>	Front-wheel drive
<b>BRAKES</b>	Dual drum brakes on rear, brake pedal, regenerative braking
<b>WHEELS</b>	4.1x6 LRB pneumatic tires
<b>TRANSMISSION</b>	V-Belt drive, chain reduction
<b>SUSPENSION</b>	Rigid axles on front and rear

## OPERATOR COMPARTMENT

<b>STEERING</b>	Handlebar
<b>SEATS</b>	
<b>INDICATORS</b>	Battery status indicator
<b>SAFETY</b>	Reverse alarm, deadman foot switch, Horn
<b>ACCESSORIES</b>	

## ENERGY

<b>VOLTAGE</b>	24V
<b>BATTERY</b>	Two 12V-105AH batteries
<b>CHARGER</b>	Portable High-Frequency Charger, improves battery performance, prevents current surge, 50/60HZ, 110/220VAC

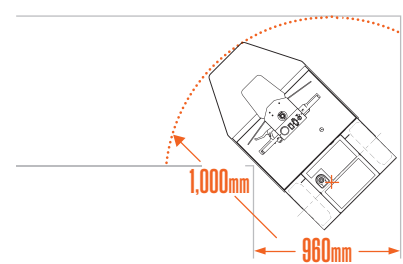
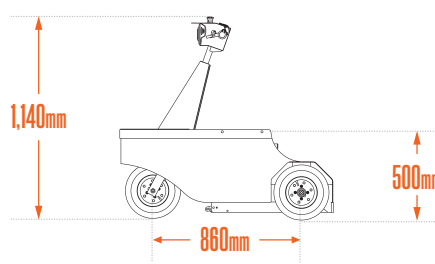
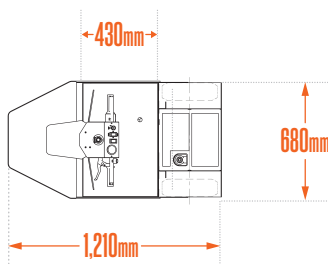
## CHASSIS

<b>BODY</b>	
<b>COLOUR</b>	Security orange or federal yellow
<b>LIGHTS</b>	LED headlight

## DIMENSIONS

VEHICLES	DECK	UNIT WEIGHT	BATTERY
<b>HEIGHT</b>	1,140 mm	<b>WITH BATTERIES</b>	<b>HEIGHT</b>
<b>LENGTH</b>	1,210 mm	<b>WITH OUT BATTERIES</b>	<b>LENGTH</b>
<b>WIDTH</b>	680 mm		<b>WIDTH</b>
<b>WHEEL BASE</b>	860 mm		<b>WEIGHT-MIN</b>
<b>GROUND CLEARANCE</b>			<b>WEIGHT-MAX</b>

Vehicle shown may have optional accessories and is provide for illustrative purposes only | Specifications and standard equipment are subject to change without notice.



## UNBEATABLE VEHICLES BACKED BY UNBEATABLE WARRANTIES

3-Year limited warranty on all Motrec vehicles with AC technology, our MS-260 stock chaser and all Motrec trailers.

# SITECRAFT