

# MS 260

MODEL 24V | 36V | 48V

## THE GAME-CHANGING STOCK CHASER.

The industry's most versatile stand-up stock chaser / order picker now offers even more. More capacity: up to 793 Kg. for towing and 2,721Kg. for loads. More standard features: leaf spring suspension, integrated 2-step ladder and loading anchors, USB charger, storage compartments, fully protected electrical components and more. More options: AC powertrain and robust front rubber bumper. Of course, the MS-260 still has a long list of standard driver-friendly features: 1,500 mm deck, dual front wheels, short turning radius, light-touch controls, padded backrest, ergonomic driving position, low-step entry.... And as always, it can be fully customized.



### FEATURES








- Stability-boosting dual front wheels **1**
- Energy-saving regenerative braking **2**
- Built-to-last all-steel unibody construction **3**
- Recessed dual headlights **4**
- USB and 12V aux chargers, backlit and sealed buttons **5**
- 2-step ladder on backrest **6**
- EE rating available **7**

MODELS	LOAD CAPACITY (Kg.)	TOWING CAPACITY (Kg.)	PASSENGERS	SPEED (Kmh)	TURNING RADIUS (mm)
24V	566	1,133	1	13	1500
36V	680	2,721	1	13	1,500
48V	793	2,721	1	13	1,500



# SPECIFICATIONS

# MS 260

PERFORMANCE	24V
 <b>LOAD CAPACITY</b>	566 Kg
 <b>TOWING CAPACITY</b>	1,133 Kg
 <b>SPEED</b>	13 Kmh
 <b>TURNING RADIUS</b>	1,500
 <b>PASSENGERS</b>	1
 <b>DRAWBAR PULL - NORMAL</b>	534 N
 <b>DRAWBAR PULL - ULTIMATE</b>	2,224 N

## POWERTRAIN

<b>MOTOR</b>	6 HP shunt motor
<b>CONTROLLER</b>	SEPEX Electronic speed controller
<b>DRIVE AXLE</b>	Helical gear differential
<b>BRAKES</b>	Self-adjusting H.D. drum brake, Regenerative braking, electromagnetic parking brake
<b>WHEELS</b>	Pneumatic LRC tires
<b>TRANSMISSION</b>	Direct drive
<b>SUSPENSION</b>	Leaf springs rear suspension system, dual front wheels to ensure the stability

## OPERATOR COMPARTMENT

<b>STEERING</b>	Automotive steering wheel
<b>SEATS</b>	Padded backrest
<b>INDICATORS</b>	Battery status indicator
<b>SAFETY</b>	Reverse alarm, deadman foot switch, horn, emergency stop button, jam-free pedal, anti slip griptape, charging interlock switch
<b>ACCESSORIES</b>	USB charger, backlit and sealed buttons

## ENERGY

<b>VOLTAGE</b>	24V
<b>BATTERY</b>	Four 6V-225AH batteries
<b>CHARGER</b>	High-frequency (85-265VAC / 45-65Hz, 1kw), built-in and automatic

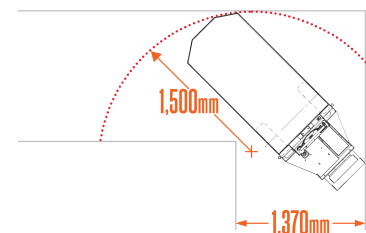
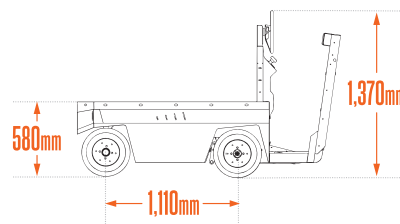
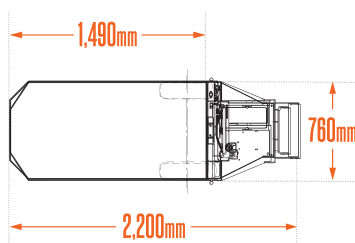
## CHASSIS

<b>BODY</b>	All-steel unibody construction, powder coating
<b>COLOUR</b>	Security orange or federal yellow
<b>LIGHTS</b>	LED dual headlights

## DIMENSIONS

VEHICLES	DECK	UNIT WEIGHT	BATTERY
<b>HEIGHT</b>	1,370 mm	<b>HEIGHT</b>	580 mm
<b>LENGTH</b>	2,200 mm	<b>WITH BATTERIES</b>	1,500 mm
<b>WIDTH</b>	760 mm	<b>WITH OUT BATTERIES</b>	304 Kg
<b>WHEEL BASE</b>	1,100 mm		
<b>GROUND CLEARANCE</b>	114 mm		
			<b>HEIGHT</b>
			<b>LENGTH</b>
			<b>WIDTH</b>
			<b>WEIGHT-MIN</b>
			<b>WEIGHT-MAX</b>

Vehicle shown may have optional accessories and is provide for illustrative purposes only | Specifications and standard equipment are subject to change without notice.








### UNBEATABLE VEHICLES BACKED BY UNBEATABLE WARRANTIES

3-Year limited warranty on all Motrec vehicles with AC technology, our MS-260 stock chaser and all Motrec trailers.

# SITECRAFT

# SPECIFICATIONS

# MS 260

PERFORMANCE	36V
 <b>LOAD CAPACITY</b>	680 Kg
 <b>TOWING CAPACITY</b>	2,721 Kg
 <b>SPEED</b>	13 Kmh
 <b>TURNING RADIUS</b>	1,500
 <b>PASSENGERS</b>	1
 <b>DRAWBAR PULL - NORMAL</b>	667 N
 <b>DRAWBAR PULL - ULTIMATE</b>	2,224 N

## POWERTRAIN

<b>MOTOR</b>	10 HP shunt motor
<b>CONTROLLER</b>	SEPEX Electronic speed controller
<b>DRIVE AXLE</b>	Helical gear differential
<b>BRAKES</b>	Self-adjusting H.D. drum brake, Regenerative braking, electromagnetic parking brake
<b>WHEELS</b>	Pneumatic LRC tires
<b>TRANSMISSION</b>	Direct drive
<b>SUSPENSION</b>	Leaf springs rear suspension system, dual front wheels to ensure the stability

## OPERATOR COMPARTMENT

<b>STEERING</b>	Automotive steering wheel
<b>SEATS</b>	Padded backrest
<b>INDICATORS</b>	Battery status indicator
<b>SAFETY</b>	Reverse alarm, deadman foot switch, horn, emergency stop button, jam-free pedal, anti slip griptape, charging interlock switch
<b>ACCESSORIES</b>	USB charger, 36V/12V converter for 12-volt accessories, backlit and sealed buttons

## ENERGY

<b>VOLTAGE</b>	36V
<b>BATTERY</b>	Six 6V-225AH batteries
<b>CHARGER</b>	High-frequency (85-265VAC / 45-65Hz, 1kw), built-in and automatic

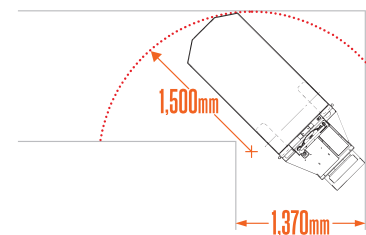
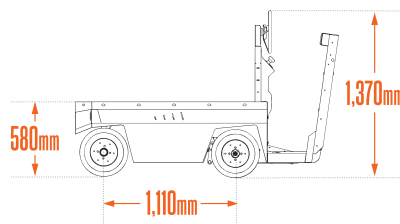
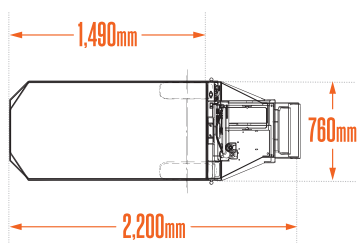
## CHASSIS

<b>BODY</b>	All-steel unibody construction, powder coating
<b>COLOUR</b>	Security orange or federal yellow
<b>LIGHTS</b>	LED dual headlights

## DIMENSIONS

VEHICLES	DECK	UNIT WEIGHT	BATTERY
<b>HEIGHT</b>	1,370 mm	<b>WITH BATTERIES</b>	<b>HEIGHT</b>
<b>LENGTH</b>	2,200 mm	<b>WITH OUT BATTERIES</b>	304 Kg
<b>WIDTH</b>	760 mm		<b>LENGTH</b>
<b>WHEEL BASE</b>	1,100 mm		<b>WIDTH</b>
<b>GROUND CLEARANCE</b>			<b>WEIGHT-MIN</b>
			<b>WEIGHT-MAX</b>

Vehicle shown may have optional accessories and is provide for illustrative purposes only | Specifications and standard equipment are subject to change without notice.










### UNBEATABLE VEHICLES BACKED BY UNBEATABLE WARRANTIES

3-Year limited warranty on all Motrec vehicles with AC technology, our MS-260 stock chaser and all Motrec trailers.

# SITECRAFT

# SPECIFICATIONS

# MS 260

PERFORMANCE	48V
 <b>LOAD CAPACITY</b>	793 Kg
 <b>TOWING CAPACITY</b>	2,721 Kg
 <b>SPEED</b>	13 Km/h
 <b>TURNING RADIUS</b>	1,500
 <b>PASSENGERS</b>	1
 <b>DRAWBAR PULL - NORMAL</b>	
 <b>DRAWBAR PULL - ULTIMATE</b>	

## POWERTRAIN

<b>MOTOR</b>	15 HP brushless AC motor
<b>CONTROLLER</b>	SEPEX Electronic speed controller
<b>DRIVE AXLE</b>	Helical gear differential
<b>BRAKES</b>	Self-adjusting H.D. drum brake, Regenerative braking, electromagnetic parking brake
<b>WHEELS</b>	Pneumatic LRC tires
<b>TRANSMISSION</b>	Direct drive
<b>SUSPENSION</b>	Leaf springs rear suspension system, dual front wheels to ensure the stability

## OPERATOR COMPARTMENT

<b>STEERING</b>	Automotive steering wheel
<b>SEATS</b>	Padded backrest
<b>INDICATORS</b>	Multifunction display including speedometer, battery state of charge, hour meter, odometer and fault warnings. Password-protected parameters and monitoring capability
<b>SAFETY</b>	Reverse alarm, deadman foot switch, horn, emergency stop button, jam-free pedal, anti slip griptape, charging interlock switch
<b>ACCESSORIES</b>	USB charger, 48V/12V converter for 12-volt accessories, backlit and sealed buttons

## ENERGY

<b>VOLTAGE</b>	48V
<b>BATTERY</b>	Eight 6V-225AH batteries
<b>CHARGER</b>	High-frequency (85-265VAC / 45-65Hz, 1kw), built-in and automatic

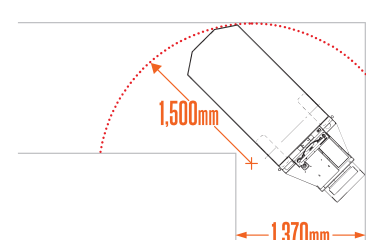
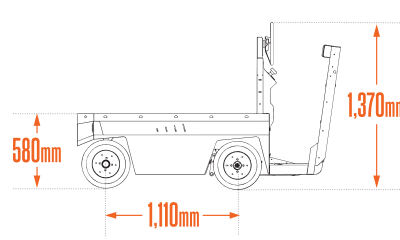
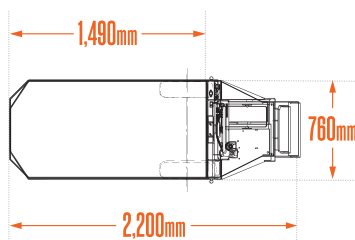
## CHASSIS

<b>BODY</b>	All-steel unibody construction, powder coating
<b>COLOUR</b>	Security orange or federal yellow
<b>LIGHTS</b>	LED dual headlights

## DIMENSIONS

VEHICLES		DECK		UNIT WEIGHT		BATTERY	
<b>HEIGHT</b>	1,370 mm	<b>HEIGHT</b>	580 mm	<b>WITH BATTERIES</b>		<b>HEIGHT</b>	
<b>LENGTH</b>	2,200 mm	<b>LENGTH</b>	1,500 mm	<b>WITH OUT BATTERIES</b>		<b>LENGTH</b>	
<b>WIDTH</b>	760 mm	<b>WIDTH</b>	760 mm			<b>WIDTH</b>	
<b>WHEEL BASE</b>	1,100 mm					<b>WEIGHT-MIN</b>	
<b>GROUND CLEARANCE</b>						<b>WEIGHT-MAX</b>	

Vehicle shown may have optional accessories and is provide for illustrative purposes only | Specifications and standard equipment are subject to change without notice.



### UNBEATABLE VEHICLES BACKED BY UNBEATABLE WARRANTIES

3-Year limited warranty on all Motrec vehicles with AC technology, our MS-260 stock chaser and all Motrec trailers.

# SITECRAFT