

MX 480

MODEL Refuse Hauler

A HIGH-CAPACITY, ZERO-EMISSION REFUSE HAULER.

Solve your trash problems and improve maintenance productivity. This zero-noise, zero-emission refuse hauler makes a great choice for shopping malls, campuses, resorts, and more. It holds an impressive 0.5 tons of trash, reducing the number of return trips needed per shift. Optional cab and roll-out battery compartment. A safe, rugged vehicle with unlimited configurations.



MODELS	LOAD CAPACITY (Kg.)	TOWING CAPACITY (Kg.)	PASSENGERS	SPEED (Kmh)	TURNING RADIUS (mm)
Refuse Hauler	1,587	2,721	2	16	3,200








FEATURES

- Complete console on steering column with multifunction display
- High-efficiency asynchronous AC / Direct Drive motor
- Inclined steering column for a more ergonomic and natural driving posture
- Redesigned bolt-on front bumper and Motrec signature recessed lights
- Premium high-back seats



SPECIFICATIONS

MX 480

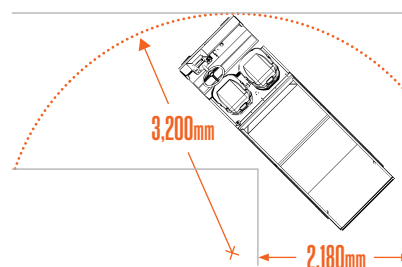
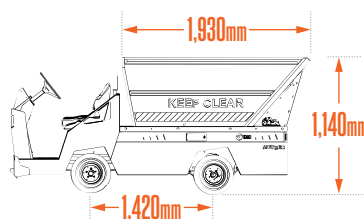
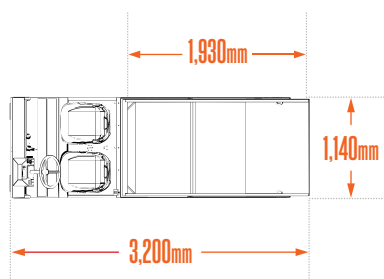
PERFORMANCE	Refuse Hauler
 LOAD CAPACITY	1,587 Kg
 TOWING CAPACITY	2,721 Kg
 SPEED	16 Kmh
 TURNING RADIUS	3,200
 PASSENGERS	2
 DRAWBAR PULL - NORMAL	
 DRAWBAR PULL - ULTIMATE	

POWERTRAIN	OPERATOR COMPARTMENT
MOTOR Brushless AC motor, 10 HP Max (7.5 HP Continuous)	STEERING Automotive steering wheel
CONTROLLER AC Electronic speed controller	SEATS Two premium seats on slide adjusters
DRIVE AXLE Helical gear differential	INDICATORS Multifunction display including speedometer, battery state of charge, hour meter, odometer and fault warnings. Password-protected parameters and monitoring capability.
BRAKES Rear hydraulic drum brakes, electromagnetic parking brake with manual hand release, regenerative braking	SAFETY Deadman seat switch, reverse alarm, horn
WHEELS 5.7x8 LRD pneumatic tires	ACCESSORIES Console on steering column, bolt-on front bumper, DC/DC converter to equalize battery cells, LED charge indicator
TRANSMISSION Direct drive	
SUSPENSION Dual leaf springs on front and rear	

ENERGY	CHASSIS
VOLTAGE 36V	BODY All-steel unibody construction. Powder Coating.
BATTERY Six 6V-225AH batteries	COLOUR Security orange or federal yellow
CHARGER High-frequency (85-265VAC / 45-65Hz, 1kw), built-in and automatic.	LIGHTS LED dual headlights & tail/brake lights, dual back-up lights

VEHICLES		DECK		UNIT WEIGHT		BATTERY	
HEIGHT	1,140 mm	HEIGHT	780 mm	WITH BATTERIES	680 Kg	HEIGHT	
LENGTH	3,200 mm	LENGTH	1,930 mm	WITH OUT BATTERIES	601 Kg	LENGTH	
WIDTH	1,140 mm	WIDTH	1,140 mm			WIDTH	
WHEEL BASE	1,420 mm					WEIGHT-MIN	91 Kg
GROUND CLEARANCE	152 mm					WEIGHT-MAX	204 Kg

Vehicle shown may have optional accessories and is provide for illustrative purposes only | Specifications and standard equipment are subject to change without notice.



UNBEATABLE VEHICLES BACKED BY UNBEATABLE WARRANTIES

3-Year limited warranty on all Motrec vehicles with AC technology, our MS-260 stock chaser and all Motrec trailers.

SITECRAFT