

MX 660

MODEL Vacuum Truck

A LOW MAINTENANCE VEHICLE THAT KEEPS THINGS CLEAN.



As a vacuum truck, the MX-660 is hard to beat: It has a long deck with a 2.27 Cubic meter tank, a 48V-10HP @ 2400 RPM electric vacuum pump motor with 20 in.Hg continuous / 27 in.Hg intermittent vacuum performance, top-and-rear clean-out doors and much more. With our option packages, it quickly becomes a potable water tank or high-pressure washing tank carrier. In fact, with its unlimited configurations, this zero-emission vehicle can adapt to virtually any application.








FEATURES

- Built-to-last all-steel unibody construction **1**
- Heavy-duty powder paint & protection **2**
- Smooth-ride wheels in multiple models and options **3**
- Heavy-duty braking power **4**
- Inboard / portable high frequency PFC battery charger* **5**

MODELS	LOAD CAPACITY (Kg.)	TOWING CAPACITY (Kg.)	PASSENGERS	SPEED (Kmh)	TURNING RADIUS (mm)
Vacuum Truck	1,360	2,721	2	11	3,810

SPECIFICATIONS

MX 660

PERFORMANCE	Vacuum Truck
 LOAD CAPACITY	1,360 Kg
 TOWING CAPACITY	2,721 Kg
 SPEED	11 Km/h
 TURNING RADIUS	3,810 mm
 PASSENGERS	2
 DRAWBAR PULL - NORMAL	
 DRAWBAR PULL - ULTIMATE	

POWERTRAIN

MOTOR	15 hp
CONTROLLER	Electronic solid state
DRIVE AXLE	Automotive differential
BRAKES	Hydraulic disc brakes on front & rear
WHEELS	Solid rubber wheels
TRANSMISSION	Goodyear Synchronous Drive
SUSPENSION	Front and rear leaf springs

OPERATOR COMPARTMENT

STEERING	Automotive steering wheel
SEATS	Two bucket seats on slide adjusters
INDICATORS	Digital battery indicator with hour meter
SAFETY	Deadman seat switch, reverse alarm, horn
ACCESSORIES	Deadman seat switch, reverse alarm, digital battery indicator, hour meter, 48V/12VDC converter, horn

ENERGY

VOLTAGE	48V
BATTERY	Not included
CHARGER	Not included

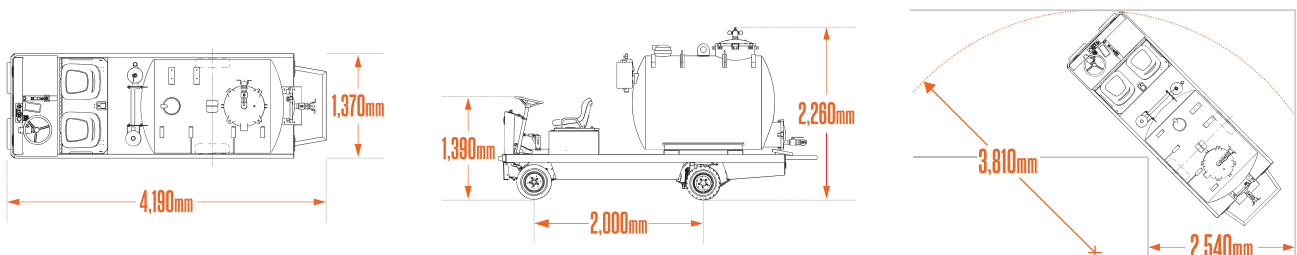
CHASSIS

BODY	
COLOUR	Security orange or federal yellow
LIGHTS	LED dual headlights & tail/brake lights

DIMENSIONS

VEHICLES	DECK	UNIT WEIGHT	BATTERY
HEIGHT 1,390 mm	HEIGHT 550 mm	WITH BATTERIES	HEIGHT 500 mm
LENGTH	LENGTH 1,930 mm	WITH OUT BATTERIES	LENGTH 570 mm
WIDTH 1,370 mm	WIDTH 1,370 mm		WIDTH 620 mm
WHEEL BASE 2,000 mm			WEIGHT-MIN
GROUND CLEARANCE			WEIGHT-MAX

Vehicle shown may have optional accessories and is provide for illustrative purposes only | Specifications and standard equipment are subject to change without notice.



UNBEATABLE VEHICLES BACKED BY UNBEATABLE WARRANTIES

3-Year limited warranty on all Motrec vehicles with AC technology, our MS-260 stock chaser and all Motrec trailers.

SITECRAFT