

MAINTENANCE TRUCKS

VERSATILE MOBILE WORKSHOPS






Make life easier for maintenance staff by reducing their travel time to service sites – with repair tools safely stored and within easy reach. Our zero-emission electric maintenance trucks are loaded with features to improve safety and productivity. They can also be customized to your exact needs.

MX240

MX250

MX480



	MX240		MX250		MX480
	24V	36V	24V	36V	48V
 LOAD CAPACITY (Kg.)	226	226	226	226	1,587
 TOWING CAPACITY (Kg.)	907	2,721	907	2,721	2,721
 PASSENGERS	1	1	1	1	2
 SPEED (Kmh)	11	14	11	13	16
 TURNING RADIUS (mm)	1,803	1,803	1,905	1,905	3,300

MAKE WORK EASIER FOR YOUR MAINTENANCE PERSONNEL






- 1 Full-sized drawer tool chest
- 2 Large lockable compartments
- 3 Equipped with a vice for effortless transportation of equipment



UNBEATABLE VEHICLES BACKED BY UNBEATABLE WARRANTIES

3-Year limited warranty on all Motrec vehicles with AC technology, our MS-260 stock chaser and all Motrec trailers.




SPECIFICATIONS

PERFORMANCE	MX-240		MX-250		MX-480
	24V	36V	24V	36V	48V
 LOAD CAPACITY	227 Kg	227 Kg	227 Kg	227 Kg	1,587 Kg
 TOWING CAPACITY	907 Kg	2,722 Kg	907 Kg	2,722 Kg	2,721 Kg
 SPEED	11 Km/h	14 Km/h	11 Km/h	13 Km/h	16 Km/h
 TURNING RADIUS	1,803 mm	1,803 mm	1,905 mm	1,905 mm	3,300 mm
 PASSENGERS	1	1	1	1	2

POWERTRAIN

MOTOR	Shunt Motor	6HP	10 HP	6 HP	10 HP	
	Brushless AC motor					15 HP
CONTROLLER	SEPEX Electronic speed controller	✓		✓		
	AC electronic speed controller					✓
DRIVE AXLE	Helical gear differential	✓		✓		✓
BRAKES	Dual self-adjusting mechanical drum brakes on rear, hand lever parking brake, regenerative braking	✓		✓		
	Rear hydraulic drum brakes, electromagnetic parking brake with manual hand release, regenerative braking					✓
WHEELS	4.8x8 LRB pneumatic tires	✓		✓		
	5.7x8 LRD pneumatic tires					✓
TRANSMISSION	Direct drive	✓		✓		✓
SUSPENSION	Dual coil springs & shock absorbers on front and rear	✓				
	Dual coil springs and shock absorber on rear			✓		
	Dual leaf springs on front and rear					✓

CHASSIS

BODY	14-G diamond-plate steel body, tubular frame, powder coating	✓		✓		
	All-steel unibody construction. Powder Coating.					✓
COLOUR	Security orange, federal yellow (optional colors available)					
LIGHTS	LED headlight & tail/brake light	✓		✓		✓
	Dual back-up lights					✓

OPERATOR COMPARTMENT

STEERING	Handlebar					
	Automotive Steering Wheel	✓		✓		
	Automotive steering wheel with tilted steering					✓
SEATS	Bucket seat on slide adjusters	✓		✓		✓
	Two premium seats on slide adjusters					✓
INDICATORS	Battery status indicator	✓		✓		
	Multifunction display including speedometer, battery state of charge, hour meter, odometer and fault warnings.Password-protected parameters and monitoring capability.					✓
SAFETY	Reverse Alarm, Horn	✓		✓		✓
	Deadman Foot switch	✓				
	Deadman Seat Switch			✓		✓
	Automatic Parking Brake					✓
ACCESSORIES	Bolt-on bumpers and rear wheel guards, 24V accessories to equalize cells and extend battery life	✓		✓		
	Console on steering column, bolt-on front bumper, DC/DC converter to equalize battery cells, LED charge indicator					✓

WORKSHOP

TOOLS	3 lockable storage compartments, vise, 7 drawer tool chest, ladder rack, O/A tank holder, roll-out battery box					✓
	Rear-facing toolbox with two lockable storage cabinets, workbench, vise, front counterweight, includes automotive steering wheel (additional vehicle length of 257 mm.)	✓				
	Rear-facing toolbox with two lockable storage cabinets, workbench, vise (additional vehicle length of 257 mm)			✓		